



Home School Learning

Summer Term 2, Week 5, w/c 29/06/20

Dear Parents and Carers,

Hope you all enjoyed the sunshine last week. I'm sure there were lots of activities involving water!

Attached you will find another Power Point with photos of all the wonderful things you've been up to at home. I hope you enjoy looking through them – it continues to make me smile to receive them.

This week I will continue to be available in the afternoon's should you have any queries. Please do not hesitate to contact me.

I hope you have another good week.

Dawn Osman

Year 3/4 Teacher

[BBC Bitesize Primary](#)

[Oak National Academy](#)

Daily Exercise

Keep healthy and active by continuing with [Joe Wicks Daily Workout](#)

Sporting Start. Please find this week's challenge attached to this email.

Brain Teasers



Take a break and improve your attention span by trying these fun Brain Teasers. They will also strengthen problem solving and critical skills, encourage lateral thinking and improve cognitive abilities like memory and processing speed. [Fun Brain Teasers for Kids](#)

Maths

Daily Maths activity - **Fluent in 5 – Week 4**


White Rose Maths

Year 3 – Recognise and describe 2D and 3D shape, drawing accurately and telling the time to 5 minutes.
Year 4 – Interpreting charts, comparison, sum and difference and introducing line graphs.

Friday Challenge

This week I would like you to have a go at Sudoku. Watch the attached video to learn how to complete them and try the attached easy games for yourself [Sudoku Tutorial for kids](#)

Times Tables



Try the attached “Colour by Multiplication” worksheets to reveal the hidden pictures.

Keep using Times Tables Rockstar’s too.

English

Please continue to pick a photo from Pobble 365 and either use the story starter or related comprehension and SPAG activities.

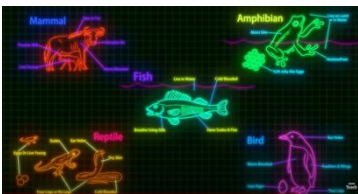
SPAG (Spelling Punctuation Grammar)

Spellings – Keep practicing your spellings on a daily basis using the “Look, Say, Cover” approach and try out your knowledge with a test at the end of the week.

This week you are learning words “s” words spelt “sc”. Please see the attached activity sheet including a “Wordships” game (based on the popular game “Battleships”).


Topic

Science – Classification Keys



Revise what you have learned by watching this video link [Animal Classification](#). Then use this link to find out which groups living things belong to by using [Classification Keys](#). Attached is a quick sorting activity and then try your first Animal Flow Chart. Now go on a hunt for wildlife around your garden. Note down the animals’ colour, size, where it is living/growing, whether it has fur, wings, legs, feathers or a shell and so on. What class does it belong to? Remember to use the mnemonic B.R.A.M.F.

Art – Optical Illusions



Learn about the English painter Bridgit Riley (1931) known for her optical illusions, art that shows your eyes can deceive your brain. Watch this video [Optical Illusions lesson](#). Now it’s your turn. Don’t forget to post your photos on Evidence me or Teams.

Reading

Reading Comprehension



Find out **How to be a superhero (with a twist)**. Read this text to find out about an alternative type of superhero, then answer the comprehension questions. If you were a superhero would you act like this? what or who would be your sidekick?

Home Reading – The Ickabog



This week we read **Chapter 3** and found out about how King Fred the Fearless commissions his seamstress to make a royal jacket for a very special occasion. This is Jacob Stephenson's (Thomas' brother) illustration of the beautiful jacket complete with all the details described in the story. He even drew the king's reflection in a very grand mirror. Well done Jacob.

You can find the story online by using this link [The Ickabog by J K Rowling.](#)

Rising Stars

Please also continue to access books and quizzes online at Rising Stars.

<https://my.risingstars-uk.com>